

Алматы (7273)495-231
 Ангарск (3955)60-70-56
 Архангельск (8182)63-90-72
 Астрахань (8512)99-46-04
 Барнаул (3852)73-04-60
 Белгород (4722)40-23-64
 Благовещенск (4162)22-76-07
 Брянск (4832)59-03-52
 Владивосток (423)249-28-31
 Владикавказ (8672)28-90-48
 Владимир (4922)49-43-18
 Волгоград (844)278-03-48
 Вологда (8172)26-41-59
 Воронеж (473)204-51-73
 Екатеринбург (343)384-55-89

Иваново (4932)77-34-06
 Ижевск (3412)26-03-58
 Иркутск (395)279-98-46
 Казань (843)206-01-48
 Калининград (4012)72-03-81
 Калуга (4842)92-23-67
 Кемерово (3842)65-04-62
 Киров (8332)68-02-04
 Коломна (4966)23-41-49
 Кострома (4942)77-07-48
 Краснодар (861)203-40-90
 Красноярск (391)204-63-61
 Курск (4712)77-13-04
 Курган (3522)50-90-47
 Липецк (4742)52-20-81

Магнитогорск (3519)55-03-13
 Москва (495)268-04-70
 Мурманск (8152)59-64-93
 Набережные Челны (8552)20-53-41
 Нижний Новгород (831)429-08-12
 Новокузнецк (3843)20-46-81
 Ноябрьск (3496)41-32-12
 Новосибирск (383)227-86-73
 Омск (3812)21-46-40
 Орел (4862)44-53-42
 Оренбург (3532)37-68-04
 Пенза (8412)22-31-16
 Петрозаводск (8142)55-98-37
 Псков (8112)59-10-37
 Пермь (342)205-81-47

Ростов-на-Дону (863)308-18-15
 Рязань (4912)46-61-64
 Самара (846)206-03-16
 Санкт-Петербург (812)309-46-40
 Саратов (845)249-38-78
 Севастополь (8692)22-31-93
 Саранск (8342)22-96-24
 Симферополь (3652)67-13-56
 Смоленск (4812)29-41-54
 Сочи (862)225-72-31
 Ставрополь (8652)20-65-13
 Сургут (3462)77-98-35
 Сыктывкар (8212)25-95-17
 Тамбов (4752)50-40-97
 Тверь (4822)63-31-35

Тольятти (8482)63-91-07
 Томск (3822)98-41-53
 Тула (4872)33-79-87
 Тюмень (3452)66-21-18
 Ульяновск (8422)24-23-59
 Улан-Удэ (3012)59-97-51
 Уфа (347)229-48-12
 Хабаровск (4212)92-98-04
 Чебоксары (8352)28-53-07
 Челябинск (351)202-03-61
 Череповец (8202)49-02-64
 Чита (3022)38-34-83
 Якутск (4112)23-90-97
 Ярославль (4852)69-52-93

Россия +7(495)268-04-70

Казахстан +7(7172)727-132

Киргизия +996(312)96-26-47

<https://vickers.nt-rt.ru> || vsh@nt-rt.ru

Service Data

M041 Series Low Pressure Filter

Flows to 1135 L/min



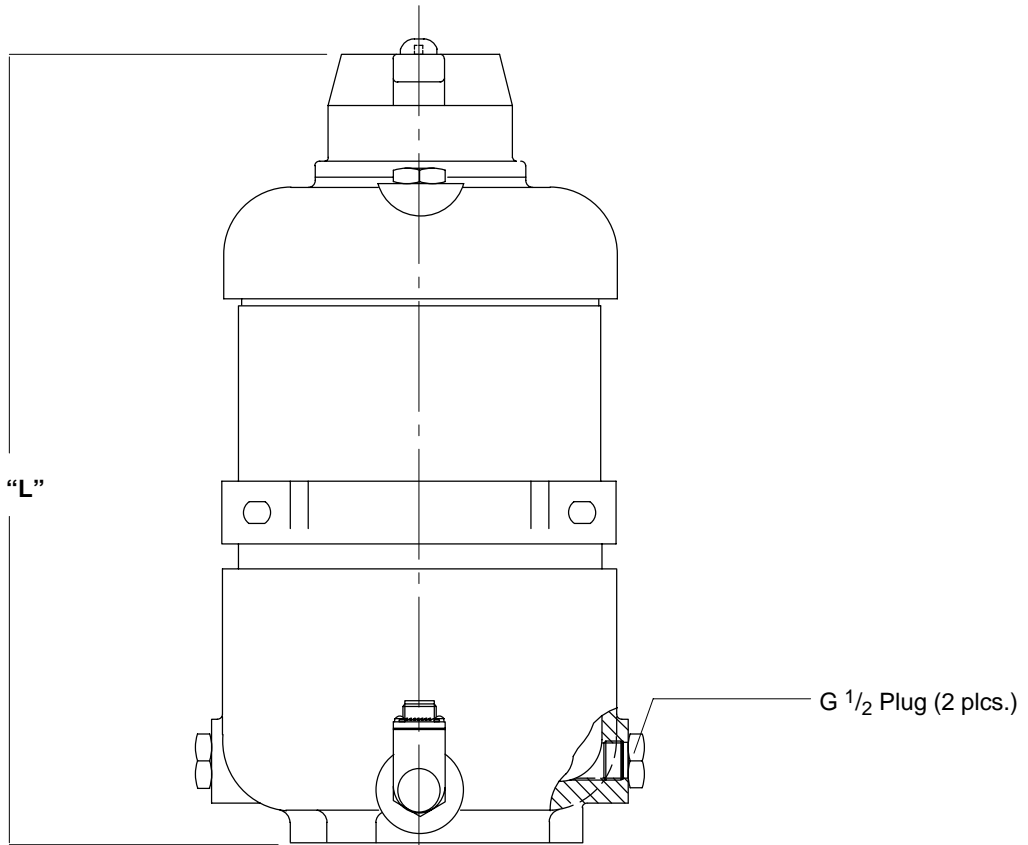
CAUTION

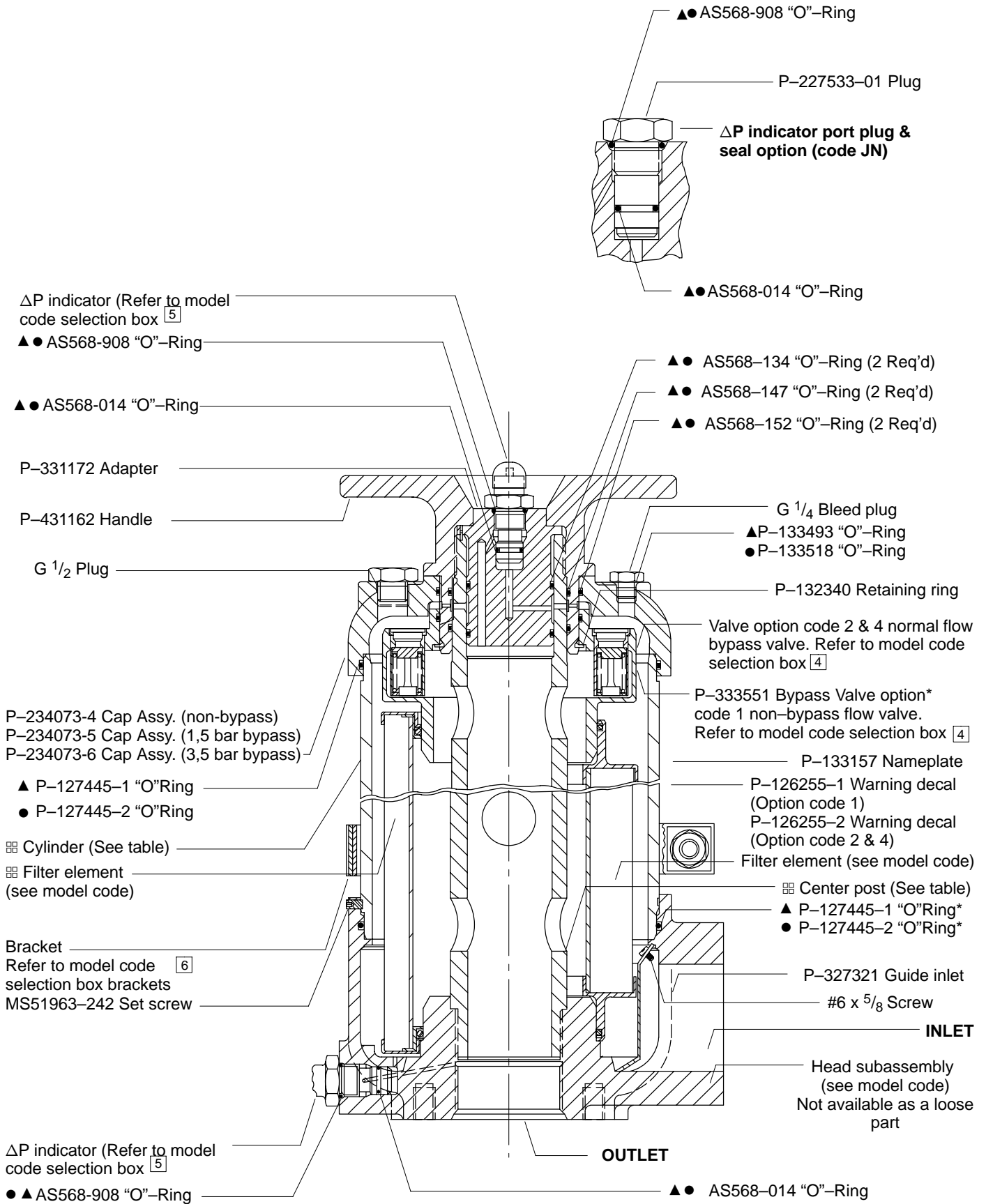
Before servicing the element, the bleed plug in filter housing must be loosened to relieve hydraulic pressure. This will minimize fluid overflow.

☒ Assembly length “L” code option (Refer to model code selection)

Model code	☒ Assy. length (mm)	☒ Cylinder (not servicable)	☒ Center post (not servicable)	# of clamp assy. req'd
2	(382.57)	P-331207-1	P-231261-1	1
5	(602.97)	P-331207-2	P-231261-2	2
8	(1157.30)	P-331207-3	P-231261-3	3

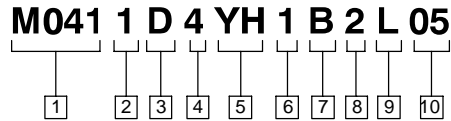
Assembly length “L”





- ▲ Included in seal kit P-427466-19 Buna
- Included in seal kit P-427466-21 Viton
- * Non-servicable

Housing Model Code



1 Filter series
M041

2 Element collapse rating

1 - 10 bar
NOTE: E-Pak & L-Pak elements are rated at 7 bar collapse. If used in a Non-Bypass housing, a monitored differential pressure indicator (5 bar max.) should be used. (Indicator option A, B, I, U, or V)

3 Port options

D - G 1¹/₂" to ISO 228
J - 2" SAE-4-bolt split flange Code 61
K - 2¹/₂" SAE-4-bolt split flange Code 61

4 Valve options

1 - Non-Bypass
2 - Bypass set at 1,5 ± 0,21 bar cracking pressure
4 - Bypass set at 3,5 ± 0,35 bar cracking pressure

NOTE: Do not use option 1 in systems with surge pressures over 8,3 bar.

Valve options	ΔP indicator
Use with	↑
1 (Non-Bypass)	J,E,O,T,W or Z
2 (Bypass 22 PSID)	J,C,F,K,Q or X
4 (Bypass 50 PSID)	J,D,G,L,M,R or Y

5 ΔP indicator & receptacle options
First designator (Indicator type)

A- Visual ΔP indicator with 5 ± 0,50 bar with surge control
B- Electrical/visual ΔP indicator with 5 ± 0,50 bar with surge control
C - Electrical/visual ΔP 1 ± 0,3 bar

D - Electrical/visual ΔP 2,4 ± 0,34 bar

E - Electrical/visual ΔP 7 ± 0,85 bar

F - Electrical/visual ΔP 1 ± 0,3 bar thermal lockout (38°C)

G - Electrical/visual ΔP 2,5 ± 0,35 bar thermal lockout (38°C)

I - Visual ΔP indicator with 5 ± 0,48 bar thermal lockout (38°C)

J - No ΔP indicator

K - Visual ΔP indicator w/ 1 ± 0,3 bar actuation & thermal lockout (38°C)

L - Visual ΔP indicator w/ 2,55 ± 0,35 bar actuation & thermal lockout (38°C)

M - Visual ΔP indicator w/ 2,5 ± 0,35 bar, thermal lockout (38°C) and surge control

O - Visual ΔP indicator w/7 ± 0,85 bar actuation & thermal lockout (38°C)

Q - Electrical ΔP switch w/1 ± 0,3 bar actuation

R - Electrical ΔP switch w/ 2,5 ± 0,35 bar actuation

T - Electrical ΔP switch w/7 ± 0,85 bar actuation

U - Electrical ΔP switch with 5 ± 0,48 bar actuation

V - Electrical/visual ΔP indicator with 5 ± 0,48 bar thermal lockout (38°C)

W- Electrical/visual ΔP 7 ± 0,85 bar thermal lockout (38°C)

X- Electrical/visual ΔP 1 ± 0,3 bar thermal lockout (38°C) & surge control

Y - Electrical/visual ΔP 2,5 ± 0,35 bar thermal lockout (38°C) & surge control

Z - Electrical/visual ΔP 7 ± 0,85 bar thermal lockout (38°C) & surge control

Second designator (Electrical receptacle)

B - 5 pin Brad Harrison (41512)

H - DIN 43650/ Hirschman receptacle (GSA plug) 3 poles plus ground

N - No receptacle – Use with visual ΔP indicator only

NOTE: Order P-227533-01 for replacement aluminum indicator port plug.

6 Brackets

1 - No bracket
(Order #P-226230-01)

7 Seal material

B - Buna-N

V - Viton-A

Viton is a registered trademark of E.I. DuPont

8 Assy. length mm (inch)	Element length mm (inch)
2 - 384	203,2
5 - 602	406,4
8 - 1158	990,6

9 Element construction

C - C-Pak (grade 3, 5, 10, 20)

E - E-Pak (grade 1, 3, 5, 10)
(permanent core tube installed in housing)

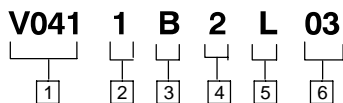
L - L-Pak (grade 1, 3, 5, 10, 20)

10 Fluid cleanliness ratings

Code	Target fluid cleanliness level
01	Flushing only
03	16/14/12 or better
05	18/16/14 or better
10	20/18/15 or better
20	22/19/16 or better

This table assumes limited ingress/ single pass of pump flow through the element. For detailed assistance, consult Vickers Guide to Systemic Contamination Control or contact your local Vickers Distributor.

Element Model Code



1 Filter element

V041 - For use with L041 and L042 series housings

2 Element collapse rating

1 - 10 bar (C-Pak)
NOTE: E-Pak & L-Pak elements are rated at 7 bar collapse. If used in a Non-Bypass housing, a monitored differential pressure indicator (5 bar max.) should be used. (Indicator option A, B, I, U, or V)

3 Seal material

B - Buna-N

V - Viton-A

Viton is a registered trademark of E.I. DuPont

4 Bowl length **Element length**

mm (inch)	mm (inch)
2 - 384 (15.1)	203 (8)
5 - 602 (23.7)	406 (16)
8 - 1158 (45.6)	990 (39)

5 Element construction

C - C-Pak (grade 3, 5, 10, 20)

E - E-Pak (1, 3, 5, 10)

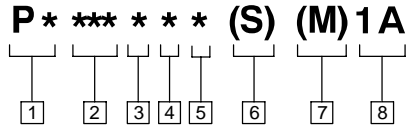
L - L-Pak (grade 1, 3, 5, 10, 20)

6 Fluid cleanliness ratings

Code	Target fluid cleanliness level
01	Flushing only
03	16/14/12 or better
05	18/16/14 or better
10	20/18/15 or better
20	22/19/16 or better

This table assumes limited ingress/ single pass of pump flow through the element. For detailed assistance, consult Vickers Guide to Systemic Contamination Control or contact your local Vickers Distributor.

Differential Pressure Indicator Model Code



1 Style option

PV – Visual
PE – Electrical
PD – Electrical/Visual

2 Actuation pressure option

015 – $1 \pm 0,3$ bar
035 – $2,4 \pm 0,35$ bar
070 – $4,8 \pm 0,5$ bar
 (not an option with 330/340 filters)
090 – $6,2 \pm 0,7$ bar
 (330/340 filters only)
100 – $6,9 \pm 0,85$ bar

3 Thermal lockout option

N – No thermal lockout
T – Thermal lockout
 standard TLO= $80 \pm 20^\circ$ F
 ($27 \pm 11^\circ$ C)

4 Seal option

1 – Buna-N
2 – Viton

5 Receptacle option

B – 5-pin Brad Harrison (41512)
 (not an option with visual indicator)
H – Hirschman (DIN 43650)
 (not an option with visual indicator)
N – No receptacle (use with visual indicator)

6 Surge control option

None – No surge control
S – Surge control
 (not an option with 330/340 filters)

7 Filter series option

None – Standard
M – 330/340 Filters only

8 Revision level

1A – Original design series (1) and
 revision (A)

Алматы (7273)495-231
Ангарск (3955)60-70-56
Архангельск (8182)63-90-72
Астрахань (8512)99-46-04
Барнаул (3852)73-04-60
Белгород (4722)40-23-64
Благовещенск (4162)22-76-07
Брянск (4832)59-03-52
Владивосток (423)249-28-31
Владикавказ (8672)28-90-48
Владимир (4922)49-43-18
Волгоград (844)278-03-48
Вологда (8172)26-41-59
Воронеж (473)204-51-73
Екатеринбург (343)384-55-89

Иваново (4932)77-34-06
Ижевск (3412)26-03-58
Иркутск (395)279-98-46
Казань (843)206-01-48
Калининград (4012)72-03-81
Калуга (4842)92-23-67
Кемерово (3842)65-04-62
Киров (8332)68-02-04
Коломна (4966)23-41-49
Кострома (4942)77-07-48
Краснодар (861)203-40-90
Красноярск (391)204-63-61
Курск (4712)77-13-04
Курган (3522)50-90-47
Липецк (4742)52-20-81

Магнитогорск (3519)55-03-13
Москва (495)268-04-70
Мурманск (8152)59-64-93
Набережные Челны (8552)20-53-41
Нижний Новгород (831)429-08-12
Новокузнецк (3843)20-46-81
Ноябрьск (3496)41-32-12
Новосибирск (383)227-86-73
Омск (3812)21-46-40
Орел (4862)44-53-42
Оренбург (3532)37-68-04
Пенза (8412)22-31-16
Петрозаводск (8142)55-98-37
Псков (8112)59-10-37
Пермь (342)205-81-47

Ростов-на-Дону (863)308-18-15
Рязань (4912)46-61-64
Самара (846)206-03-16
Санкт-Петербург (812)309-46-40
Саратов (845)249-38-78
Севастополь (8692)22-31-93
Саранск (8342)22-96-24
Симферополь (3652)67-13-56
Смоленск (4812)29-41-54
Сочи (862)225-72-31
Ставрополь (8652)20-65-13
Сургут (3462)77-98-35
Сыктывкар (8212)25-95-17
Тамбов (4752)50-40-97
Тверь (4822)63-31-35

Тольятти (8482)63-91-07
Томск (3822)98-41-53
Тула (4872)33-79-87
Тюмень (3452)66-21-18
Ульяновск (8422)24-23-59
Улан-Удэ (3012)59-97-51
Уфа (347)229-48-12
Хабаровск (4212)92-98-04
Чебоксары (8352)28-53-07
Челябинск (351)202-03-61
Череповец (8202)49-02-64
Чита (3022)38-34-83
Якутск (4112)23-90-97
Ярославль (4852)69-52-93

Россия +7(495)268-04-70

Казахстан +7(7172)727-132

Киргизия +996(312)96-26-47